

IT'S GROW TIME

GRATEFUL ✨ RESILIENT ✨ OPTIMISTIC ✨ WILLING

Wilson School Parent Welcome

August 10, 2022

#WeAreOne



ACADEMICS

Emergency Instructional Time

allows the District to utilize remote instruction to satisfy the minimum instructional time requirements based on a Pandemic related need for school closure.

Emergency
Instructional
Days

Flexible
Instructional
Days

Snow Days
(After 2 Built
into
Calendar)


A **Flexible Instructional Day (FID)** is a program available to public school entities to be used as an alternative approach to delivering instruction if a circumstance arises that prevents instruction in the customary manner. The District was granted up to five FIDs.

Two **Snow Days** have been built into the school calendar. After these two days have been exhausted, any subsequent snow related closure will shift to a remote learning day.


Remote Learning Schedule	
Period	Time Frame
1	9:00-9:30
2	9:35-10:05
3	10:10-10:40
4	10:45-11:15
5	11:20-11:50
6	11:55-12:25
7	12:30-1:00
8	1:05-1:35
9	1:40-2:10
Office Hours	2:15-3:00

Remote Learning Plan 3.0

ACADEMICS




PTC - CAD: Architectural Engineering Technology
PTC - CAD: Mechanical Engineering Technology
PTC - Electrician Technology
PTC - HVAC Technology
PTC - Welding Technology



K-5

- Expansion of Lexia to 2nd Grade
- Addition of Lexia English- ESL
- Year 2 of Reading Horizons
- Literacy Coach Support for Teachers


Elementary



6-8

- enVision Math Program
- Success Maker Math Intervention Program
- Into Literature ELA Program
- E-Sports Elective Course



Middle



9-12

- Intro to Algebra Course
- Into Literature ELA Program
- ECIHSA Expansion - 23 Programs at 4 Institutions (10 new)
- Freshmen Academy

High School



College and Career Readiness

- Road to Readiness

K-12

RMU - Business Administration (fast track to masters)
RMU - Engineering (fast track to masters)

CCBC - Aerospace Management
CCBC - Air Traffic Controller
CCBC - Professional Pilot

K-12 Resetting Behavioral Expectations & PBIS (K-8) to Support Student Learning



TECHNOLOGY



Secure online registration program for school paperwork.



MySchoolBucks gives parents the convenience and flexibility of one account to securely pay for school-based activities.



Microsoft Teams

A communications platform allowing for chat and videoconferencing that will be used for remote learning and virtual meetings.



Cloud-based student safety and device management solution.

District Website App



District website will be available via mobile app for convenience.
coming soon

District Device Insurance

District provided cost effective device insurance program for Chromebooks & iPads.



C.A.R.E

C Connections &
Culture
A Awareness
R Relationships
E Extra Support

Preventive C.A.R.E. Measures

Balance

Balance

Balance

Emergency S.M.A.R.T. Measures

S.M.A.R.T

S Security
M Monitor
A ALICE
R Responsiveness
T Training

Enhanced CARE Measures

- Increased to nine mental health therapists
- Continued Expansion of School Camera Coverage

Enhanced SMART Measures

- Added 3 full-time School Resource Officers; 5 SROs
- Enhancing Social Media Awareness Measures including: Navigation 360 Detect; BARK parent app; Digital Threat Assessment Safer Schools Together
- Resetting ALICE training for staff and students; continuation of drills
- Added doors, gates, and remote access card readers to restrict access to specific areas of schools
- Focusing on outdoor classroom areas



HEALTH & SAFETY PLAN UPDATES

PDE is requiring Districts are to continue to review, update and make public their Health and Safety Plan through 9/30/24.

Key Aspect	SY 2022-23	SY 2021-22
Face Coverings In-School and Buses	Optional Recommended when CDC designation is high	Required through Feb 28 Optional/Recommended Mar-June
Social Distancing	Classrooms and Cafeterias are configured to optimize student learning, socialization and safety	Six feet to the greatest extent possible; multiple smaller eating pods
Hand Sanitizing and Disinfecting	Hand sanitizing stations remain available in classrooms and high traffic areas; disinfectant wipes and desk sprays available to students	Hand sanitizing stations available in classrooms and high traffic areas; disinfectant wipes/sprays provided by teachers K-8 desks and 6-12 eating spaces
Water Fountains and Lockers	All water fountains and water bottle filling stations open Lockers will be assigned and fully in use	Limited to water bottle filling stations second semester; no water fountains and no lockers
Cleaning, Disinfecting and Ventilation	Maintain industry best practices and increase as needed	CDC and industry best practices and increase as needed
Visitors and Volunteers	Essential visitors and essential parent volunteers are permitted	Essential visitors Parent volunteers Mar-June
Case Investigation	Will continue to case investigate and report; no longer quarantining close contacts but will provide notification; continue to report positive cases to pandemic nurses	Quarantined for illness and close contacts exposures



HEALTH & SAFETY PLAN QUARANTINE

- West Allegheny School District will continue to conduct case investigations with appropriate isolation and quarantine procedures, with consideration of health organization guidelines and recommendations.
- **Quarantine for Illness (QI):** Day 0-5 of isolation, if no symptoms are present or symptoms are resolving (fever free 24 hrs, w/o medication) then return on Day 6 with mandatory mask wearing through Day 10.
 - If symptoms are present, remain in isolation until 24 hours of being fever free and symptoms begin to get better.
 - If return to school between Days 6-10, mandatory mask wearing through Day 10, unless you produce a negative rapid test.
 - Day 0 is your first day of symptoms or a positive viral test.
 - If unable to wear a mask, refusal to wear a mask, or not able to test, not able to return to school and must comply with 10-day isolation.
- **Close Contacts Unvaccinated/Vaccinated Exposure:** Quarantine not necessary but strongly recommended mask wearing Days 1-10. Highly recommended to test on Day 5. This includes living with someone who is positive.
- Isolation period starts from symptom onset date or positive test date for asymptomatic persons.



WA
WEST ALLEGHENY
ANNUAL
DAY OF CARING



SATURDAY
AUGUST 20

8:30-10:30 A.M.

**WA STAFF WILL BE VISITING THE FOLLOWING
NEIGHBORHOODS COLLECTING NONPERISHABLE
ITEMS TO SUPPORT THE
WEST ALLEGHENY FOOD PANTRY**

**Walden Woods
Homes/Townhomes
Stonebridge Homes/Townhomes
Hankey Farms
Brooktree
Forestbrooke
Jeffreytown Heights/Trails
Seabright
Fayette Farms
Princeton Plan
Canterbury Townhomes
Point West**

**Preserves
Holly Hill
Glen Gormley
Imperial Ridge
Westbury
Westbury Townhomes
Sun Ridge and Lenox Place
Imperial Point
Marion Estate
Maronda Farms
Twin Lakes
Clinton on the Lake**

**PLEASE CONSIDER LEAVING NONPERISHABLE DONATIONS
AT YOUR CURB BY 8:30 A.M. FOR PICK-UP.**

#WeAreOne



The Nutrition Group

- Starting this school year (22-23), programs across the nation will return to normal, pre- pandemic operations.
- Families will once again be asked to complete and submit a current school year Free/Reduced Meal Application if they would like to determine if their students qualify based on income.
- Ensure your student continues to receive free meals for the 2022/2023 school year **if eligible** by completing a USDA application before the start of the school year.
- The USDA's 2022-2023 meal application is available, and they may be completed in one of two ways:
 1. Strongly encourage meal applications to be completed online at School Café.
 2. Meal applications can be picked up in any of the school offices. These meal applications need to be completed in entirety and returned to the student's home school office or food service department.



Turkey
Chef Salad

Welcome Back

for the 22/23 School Year!



Meal Prices

	K-5	6-12
Breakfast	\$1.10	\$1.25
Lunch	\$2.75	\$2.85



Go to www.schoolcafe.com



For Parents

SchoolCafé Support Hours: 6:00 am to 6:00 pm CST

Phone: 855.PAY2EAT (855) 729-2328

Email: customercare@schoolcafe.com

Website: www.schoolcafe.com

SchoolCafé provides a secure, online system for parents to

- Make payments to their student(s) cafeteria-meal account(s)
- View school menus and menu item nutrition information
- Review your student's buying history

Quick Answers

✓ **How do I add money/make a payment to my child's account?**
You can continue to send money to school with your student or you can add money through SchoolCafé. Follow the steps in Make a Payment in this guide.

✓ **I made an online payment. When can my student use the payment?**
Your student's cafeteria account at the school is credited within 24 hours but may become available as quickly as 2 hours.

✓ **Is there a fee or service charge for making online payments?**
A convenience fee may be charged for each online payment transaction. For example, if you make a \$20.00 payment and the convenience fee is \$1.00, the total debited from your credit card is \$21.00. The available funds for your child will be \$20.00. Convenience fee amounts vary by school district.

✓ **Can I receive notification when my student's account balance is low?**
Yes! Follow the steps in **Set Up a Low Balance Alert** in this guide.

✓ **Why was my account locked when making a payment?**
After three failed payment attempts, payment function is locked. Contact SchoolCafé to remove the lock.

✓ **What if I have several students in different schools?**
Include as many students as you need in your account. The students can attend any school within the same district. Payments for each student are made separately.

✓ **Can I transfer money from one child to another?**
Contact the Child Nutrition Services office at the school district for assistance with a transfer.

✓ **What happens to the money in my account at the end of the school year?**
Your account balance moves with your student(s) from grade to grade and school to school within the district. Contact the Child Nutrition Services office at the school district for assistance with a refund.

✓ **How do I receive a refund if my child changes school districts?**
Contact the Child Nutrition Services office at the school district for assistance with a refund.

1 Register

* You will be asked to verify your security answer and contact information when you request help with your username or password, or other information on your Profile page.

- Click [Register](#)
- Verify "I'm registering as a Parent" is selected and click [Next Step](#)
- Enter your school district name and then click [Next Step](#)
- Enter your name and contact information, and then click [Next Step](#)
- Set up your username and password
- Select a **Security Question** and enter a **Security Answer**, and click [Next Step](#)
- Click **I'm not a robot** and follow the reCAPTCHA prompts
- Check **I accept the Terms & Conditions** and click [Create My Account](#)

2 Add Your Student(s)

- Click **Students** → **Student Accounts**
- Click [Add a Student](#)
- Enter your **Student's ID** [and **Lunch PIN**, if asked] and select your student's **School**
- Click [Search & Verify Student](#)
- Click [Add this Student](#)

3 Add Payment Source

- Click **My Account** → **Payment Sources**
- Click [Add a Card](#)
- Enter your **Card Number** and **Card Expiration** date
- Enter a name to associate with this card, if wanted
- Click [Add Card](#)

4 Make a Payment

- Click **Students** → **Student Accounts**
- Click **Make a Payment**
- Enter **Payment** dollar amount
- Click [Next >](#)
- Select a [Payment Method](#), or enter card information for a one-time payment
- Click [Submit Payment >](#)

Set Automatic Payment

- Click **Students** → **Student Accounts**
- Click **Automatic Payment** (🔄) in a student listing
- Enter **Payment Amount**
- Enter amount in **Balance Threshold** to trigger payment
- Select a **Payment Source**
- Set **Auto Pay Expiration Date** for stop payment date
- Click [Add Automatic Payment](#)

Set Low Balance Alerts

- Click **Students** → **Student Accounts**
- Click **Low Balance Alert** (🔔) in a student listing
- Enter **Threshold** amount
- Enter number of days to elapse between alerts
- Click [Set](#)



IT'S GROW TIME

GRATEFUL ✨ RESILIENT ✨ OPTIMISTIC ✨ WILLING

New Staff Welcome!

Mrs. LeGrosse - sub for Mrs. Zombek

Mrs. Rutkauskas - sub for Dr. Kobert

Ms. Naleppa - sub for Mrs. Barney

Mrs. Lang- Wilson Building Sub

Mrs. Dischinger - Wilson Paraprofessional

Mrs. Pekala - Wilson Paraprofessional

Mrs. Holmes - Wilson Paraprofessional

Mrs. Stang - Wilson Paraprofessional

Mrs. Ruffing - Wilson Cafeteria Aide

Mike Johnson - School Resource Officer



Student Entry 8:25 - 8:40 AM

- ▶ Morning traffic pattern will remain the same as prior years. Buses will unload on the side of the building.
- ▶ All students will enter through the front of the building.
- ▶ Students will proceed directly to their homerooms or to the cafeteria for breakfast.






Typical Nine Period Schedule

WILSON ELEMENTARY			
DAILY SCHEDULE			
DOORS OPEN	8:25		
1	8:40-9:20		
2	9:25-10:05		
3	10:10-10:50		
4	10:55-11:35	2nd grade - 10:55-11:35	3rd grade - 11:00-11:40
5	11:40-12:20	Kdg - 11:35-12:15	1st grade 11:40-12:20
6	12:20-1:00	4th grade - 12:20-1:00	5th grade - 12:25-1:05
7	1:05-1:45		
8	1:50-2:30		
9	2:35-3:15		

PBIS at Wilson 2022-2023

At Wilson, we show the Wilson Way!

We are Safe, Respectful, and Responsible!

	Cafeteria	Bus	Classroom	Hallways	Playground
Safe 	Sit at your assigned area. Keep hands, feet, and objects to yourself. Eat only your own food.	Sit at your assigned area Feet and body facing forward. Keep hands, feet, and objects to yourself.	Ask for permission to leave. Keep hands, feet, and objects to yourself. Follow directions the first time.	Keep outside doors closed. Keep hands, feet, and objects to yourself. Stay in a single file line.	Keep hands, feet, and objects to yourself. Use equipment properly. Stay in assigned area.
Respectful 	Follow adult directions the first time. Use voice level 2, table talk. Use kind words.	Follow adult directions the first time. Use voice level 0-1, no talking or whisper. Use kind words.	Keep supplies neat and tidy. Use kind words - treat others the way you want to be treated. Raise your hand to speak.	Use voice level 0 or 1, no talking or whisper.	Follow adult directions the first time. Use kind words. Include others.
Responsible 	Leave it better than you found it.	Keep belongings with you and closed.	Always try your best. Complete your work. Think about choices and accept consequences. Be prepared for school.	Be aware of your surroundings. Go directly to where you were going.	Line up at signal. Put away equipment. Be a good sport.

Lunch and Recess

- ▶ In the morning, students who are purchasing their lunch will indicate their selection to their teacher.
- ▶ Students will be grouped at cafeteria tables by homeroom.
- ▶ Students will have the opportunity to earn a 'Golden Tray' PBIS reward for their classes!
- ▶ Classes will be scheduled for recess directly adjacent to their lunch period. Lunch and recess monitors will be present with the children on the playground to help reinforce safe, respectful, and responsible playground interactions.
- ▶ Recess will be scheduled outside unless it is raining or below 19 degrees Fahrenheit. Please dress accordingly.



Student Dismissal Procedures

- ▶ In the event your child has an early dismissal (prior to 2:50), you will pull into the designated parking lot and call the front office. You will be asked security verification questions. A staff member will escort your child to your vehicle and ask for proof of identification.
- ▶ Parents who arrive at school for dismissal pickup should line – up along the cafeteria side of the school building. Each family will be asked to display their family number in their front window. Please do not exit your vehicle. School staff will help to escort students to waiting cars.
- ▶ Any changes to PM dismissal procedures should be communicated to your child's teacher and Mrs. Nolte no later than 2:30 PM.



ATTEND TODAY, ACHIEVE TOMORROW

© Rectangular Snip

GOOD SCHOOL ATTENDANCE MEANS...



ELEMENTARY STUDENTS

read well by the end of third grade

MIDDLE SCHOOLERS

pass important courses

HIGH SCHOOLERS

stay on track for graduation


COLLEGE STUDENTS

earn their degrees

WORKERS

succeed in their jobs


Too many absences—excused or unexcused—can keep students from succeeding in school and in life. How many are too many? 10% of the school year—that's 18 missed days or 2 days a month—can knock students off track.



- ▶ Written excuses are required for ALL tardies and absences within three (3) days of the absence.
- ▶ Student Call – Off Phone Line – 724-695-1548.
- ▶ Please reach out to Mrs. Taylor with any attendance concerns.

Technology at Wilson

- ▶ We are a one-to-one school.
- ▶ Kindergarten will be issued iPads. Grades 1-5 will be issued Chromebooks.
- ▶ Devices must be charged nightly.
- ▶ Teachers will utilize Canvas as a learning tool for their classes.
- ▶ Parents will have access to student information in Skyward. Please make sure that your contact information is updated.
- ▶ Parents should consider purchase of the device insurance, information will be provided.



Transportation

- ▶ Please check your child's bus stop assignment for accuracy.
- ▶ Plan to arrive at the stop 5-10 minutes before scheduled time.
- ▶ Students will have assigned seats on the bus.
- ▶ For any questions/concerns about bus stops or schedules please contact Monark Transportation at 724-695-4000





Join our PTA!

Our Wilson PTA supports our students in so many ways!

There are plenty of opportunities to volunteer and provide support!

Please get involved!

- ▶ August 11 – Kindergarten and New Family Orientation
- ▶ August 12 – 15 Grade 1 Chrome Book Pick Up 10 AM – 4 PM
- ▶ August 15 – Kindergarten Play Date 4-6 PM
- ▶ August 23 – First Day of School
- ▶ September 5 – No School
- ▶ September 6 – Wilson or WA Shirt Day
- ▶ September 12 – First PTA Meeting 6:30 PM



Save
the
Date



Some Parting Thoughts

- ▶ Talk to your child about the first day of school in a positive way.
- ▶ Start on a good sleep routine.
- ▶ If you will be packing your child their lunch, make sure that they can open their own items (especially those Capri Suns!).
- ▶ K and 1 Parents – please make sure to complete the ‘pencil’ tag before the first day. Please make sure your student has it with them for the first 2 weeks of school.



IT'S GROW TIME

GRATEFUL 🌱 RESILIENT 🌱 OPTIMISTIC 🌱 WILLING

We can't wait to grow together!
Let's have a great 2022-2023 school year!